

The logo for LIVETEXT, featuring the word "LIVETEXT" in a bold, orange, sans-serif font. The letters are slightly shadowed, giving it a 3D appearance as if it's floating above a light-colored surface.

How To:

Request student assignment resubmission


Assignments

Term Course
Sort Alphabetical Due Date Submissions to Assess

LT101 - Section 1 (15)

ALPS PBA 1.1: Core Values	December 30, 2016	<div style="width: 100%;"><div style="width: 75%; background-color: red;"></div><div style="width: 25%; background-color: green;"></div></div> <p style="text-align: center;">2 1</p>	Assess	Report
CLDE8888 Portfolio for SPED & RW students	August 30, 2015	<div style="width: 100%; background-color: red;"></div> <p style="text-align: center;">3</p>	Assess	Report
CLDE9999 CLDE Portfolio	August 30, 2015	<div style="width: 100%;"><div style="width: 75%; background-color: red;"></div><div style="width: 25%; background-color: green;"></div></div> <p style="text-align: center;">2 1</p>	Assess	Report
Course Final Evaluation	May 30, 2016	<div style="width: 100%;"><div style="width: 25%; background-color: red;"></div><div style="width: 75%; background-color: green;"></div></div> <p style="text-align: center;">1 2</p>	Assess	Report
ELCC PBA #2: 7500	December 30, 2016	<div style="width: 100%; background-color: red;"></div> <p style="text-align: center;">3</p>	Assess	Report
L2CRT3 Reading & Writing 7 - 12 Portfolio	December 30, 2016	<div style="width: 100%; background-color: red;"></div> <p style="text-align: center;">3</p>	Assess	Report
L2CRT7 English Ed. Portfolio	December 30, 2016	<div style="width: 100%; background-color: red;"></div> <p style="text-align: center;">3</p>	Assess	Report
My Class Assignment	May 5, 2016	<div style="width: 100%;"><div style="width: 75%; background-color: red;"></div><div style="width: 25%; background-color: green;"></div></div> <p style="text-align: center;">2 1</p>	Assess	Report
SPED 5740 Student Profile Paper	May 30, 2016	<div style="width: 100%;"><div style="width: 75%; background-color: red;"></div><div style="width: 25%; background-color: yellow;"></div></div> <p style="text-align: center;">2 1</p>	Assess	Report
SPED 7000 M.A. Portfolio Component I	December 30, 2016	<div style="width: 100%; background-color: red;"></div> <p style="text-align: center;">3</p>	Assess	Report
test	August 13, 2015	<div style="width: 100%;"><div style="width: 75%; background-color: red;"></div><div style="width: 25%; background-color: green;"></div></div> <p style="text-align: center;">2 1</p>	Assess	Report

1. Click on "Assess" to the right of the assignment you want



Annual Student Self Report Form 2016 - Alexandria Weisberg.docx
Uploaded Feb 28, 2016
[More Documents](#) [More Files](#)

Announcements

No Announcements

Courses Main Page > LT101 - 1 > LT101 - 1 Assignments

CLDE9999 CLDE Portfolio

Assignment Details

Submissions & Grades



Copy

Edit

Delete

2. Click on the "Submission & Grades" tab

General Information

Title	CLDE9999 CLDE Portfolio
Description	
Assignment URL	https://c1.livetest.com/misk5/sso/UCD98/assignment/1438870
Show Assignments to Students	Yes

Resources & Settings

Allow Livetest Documents	Yes
Require Template	Yes
	CLDE Culminating Experience (Summer 2015) (Version 1) - View Open
Allow External Files	Yes:
Resources	Compressing a video for LT Document.pdf 0.19M

Courses Main Page > LT101 - 1 > LT101 - 1 Assignments

CLDE9999 CLDE Portfolio


Assignment Details

Submissions & Grades

RED = Non-LiveText Member

Awaiting Submission (2)		Awaiting Assessment		Completed (1)	
Assess				All assessments are published	
<input type="checkbox"/> Name		Name		Name	Final Grade
<input type="checkbox"/> Doe, John				Demo, Student	80
<input type="checkbox"/> Training Account, University of Colorado Denver					

3. Click on the student's name who needs to resubmit their assignment



CLDE9999 CLDE Portfolio

Latest Submission


Assessor: Weisberg, Alexandria

Student

 Demo, Student

4. Click on "Undo Assessment", this will place the assignment back under the "Awaiting Assessment" list



 Undo Assessment

CLDE9999 CLDE Portfolio

● Reviewed / Graded
Submitted Jun 5, 2015 10:10 AM

Documents to be Assessed (1)

 [CLDE Culminating Experience \(Summer 2015\)](#)

CLDE Culminating Experience (Summer 2015)

by Student Demo

Video Reflection

Hide

Page List

- Video Reflection
- Artifacts
- Program Reflection

Video Reflection

Upload your 3-5 minute video in which you succinctly express what you have learned in the CLDE program. Go to file attachments at the bottom of this section and click on edit and choose upload new file. Remember that there are how to videos to help you with your CLDE portfolio on the SFHD assessment website at: <https://sehd.ucdenver.edu/assessment/>

Grade

80

Comment

Nice job!

Expand Rubrics




OFFICIAL CLDE Culminating Portfolio Rubric

	N...	D...	P...	E...	N/A

CLDE9999 CLDE Portfolio

[Assignment Details](#) | [Submissions & Grades](#)

RED = Non-LiveText Member

Awaiting Submission (2)		Awaiting Assessment (1)		Completed	
Assess	Assess	Assessments are published			
<input type="checkbox"/> Name	<input type="checkbox"/> Name	Name		Final Grade	
<input type="checkbox"/> Doe, John 	<input type="checkbox"/> Demo, Student 				
<input type="checkbox"/> Training Account, University of Colorado Denver 					

5. Select the same student again



CLDE9999 CLDE

6. Click on "Request Resubmission"

*All previous grades and comments for that assignment will be deleted.



Latest Submission

Assessor: Weisberg, Alexandria

Student Demo, Student

[Request Resubmission](#) [Save](#) [Submit Assessment](#) [Cancel](#)

CLDE9999 CLDE Portfolio

● **Awaiting Assessment**
Submitted June 5, 2015 10:10:13 AM CDT

Documents to be Assessed (1)

[CLDE Culminating Experience \(Summer 2015\)](#)

CLDE Culminating Experience (Summer 2015)

by Student Demo

[+ Add Comment](#)

[+ Add Comment](#)

[- Hide](#)

Video Reflection

Video Reflection

[+ Add Comment](#)

Upload your 3-5 minute video in which you succinctly express what you have learned in the

Page List

- Video Reflection
- Artifacts
- Program Reflection

Grade

80

Comment

Nice job!

Attachments

[Attach](#)

[Expand Rubrics](#)

[OFFICIAL CLDE Culminating Portfolio Rubric](#)

[Courses Main Page](#) > [LT101 - 1](#) > [LT101 - 1 Assignments](#)

CLDE9999 CLDE P

[Assignment Details](#) | [Submissions & Grades](#)

RED = Non-LiveText Member

Awaiting Submission (3)

Assess

7. Student's name is now placed under "Awaiting Submission" as if they had never turned in the original assignment

Awaiting Submission		Completed	
Assess		All assessments are published	
<input type="checkbox"/> Name	Name	Name	Final Grade
<input type="checkbox"/> Demo Student			
<input type="checkbox"/> Doe, John			
<input type="checkbox"/> Training Account, University of Colorado Denver			